

# VORTEX™ POLY

Universal Roofing Screw for fastening the crest of polycarbonate roof sheeting to thin metal battens or timber.

One Step fastening of corrugated and square rib sheeting. eg. Corrugated, Greca & 5 Rib.

Suitable for use with:

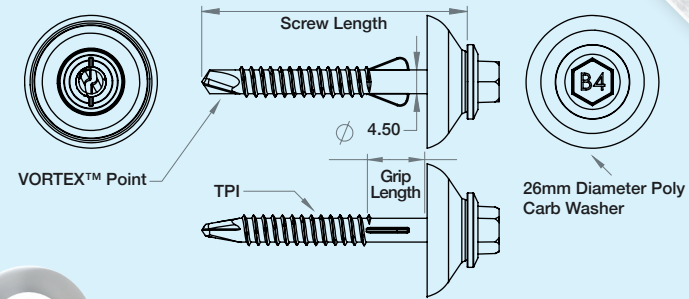
- Profile rib heights 16mm to 29mm.
- Outdoor Class 4 protection to AS 3566.
- Available in 50mm and 65mm lengths. Fully covered by the Bremick Performance Warranty.



## OUTDOOR CLASS 4

For use in Category 4 Corrosive Environments

**BREMICK™**



**B4 Hex head** provides traceability, consistency and stable driving.



**Deks 26mm Poly Carbonate** engineered washer for a watertight seal



**Cutting Fins** Automatically form expansion hole and self centre screw during installation.

**Fluted Thread** quickly clears out swarf, providing smooth, consistent installation.

**Vortex™ Patented Universal Drill Point** suitable for fastening to thin metal battens, steel purlins up to 1.5mm thick and timber.

Product Description	Pack Quantity	Product Code	Hex Driver	Screw Length	Grip Length (Min)	Shank Diameter (mm)	Threads per Inch	Single Shear (KN)	Axial Tensile (KN)	Torsional (Nm)	Maximum Drilling Capacity	Expansion Hole Diameter (Min)
CL4 M6.2-14 x 50mm with Polycarb Seal	250	SUHT462050P	5/16	50mm	15mm	6.2	14	11.4	19.5	21	1.5mm	10mm
CL4 M6.2-14 x 50mm with Polycarb Seal	100	TUHT462050P	5/16	50mm	15mm	6.2	14	11.4	19.5	21	1.5mm	10mm
CL4 M6.2-14 x 50mm with Polycarb Seal	35	HUHT462050P	5/16	50mm	15mm	6.2	14	11.4	19.5	21	1.5mm	10mm
CL4 M6.2-14 x 65mm with Polycarb Seal	250	SUHT462065P	5/16	65mm	15mm	6.2	14	11.4	19.5	21	1.5mm	10mm
CL4 M6.2-14 x 65mm with Polycarb Seal	100	TUHT462065P	5/16	65mm	15mm	6.2	14	11.4	19.5	21	1.5mm	10mm
CL4 M6.2-14 x 65mm with Polycarb Seal	30	HUHT462065P	5/16	65mm	15mm	6.2	14	11.4	19.5	21	1.5mm	10mm

Other pack sizes available on request.

# VORTEX™ POLY

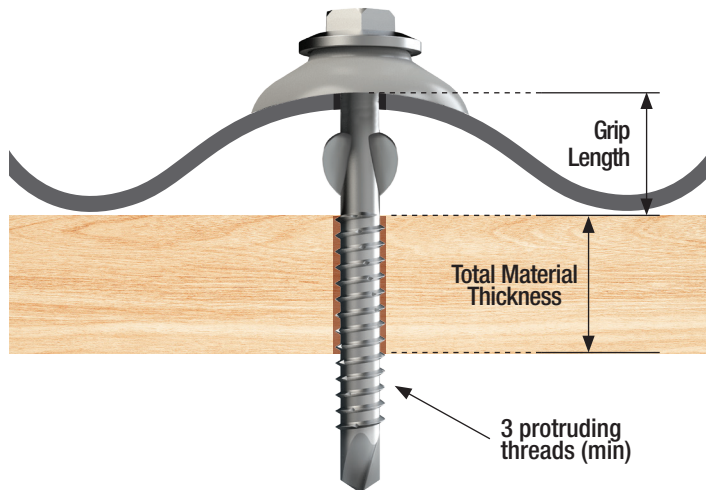
## Installation Recommendations

For best results use a power screw driver with variable speed. When fastening into timber battens use 65mm screw for profile rib heights greater than 20mm.

For best results initial drive speed should be:

- 1000 to 1500 RPM for timber.
- 2000 to 2500 RPM for steel.

Only use Bremick Drive 5/16 Drive Bits. Consult sheeting manufacturer for fastener spacings.



## Setting Instructions

### Stage 1

Install socket into power screw driver. Fit screw head into drive socket & locate screw point at crest of sheet rib. Apply moderate downward pressure onto the roof sheet.



### Stage 2


Commence drilling at "slow speed" to allow screw to cut a clean expansion hole in the sheeting. Maintaining a firm downward pressure, increase drive speed & continue driving until the Polycarb washer seats firmly.



### Stage 3

**Ensure the washer creates a water tight seal with the crest of the Poly Carb sheet.**

If over driven, the washer will deform &/or have a gap between the roof sheet & the washer. Reverse out screw to create watertight seal.



## Axial Withdrawal Forces for Metal Battens & Studs, Steel Purlins & Steel Supports

Mean Ultimate Pull Out Force KN – Metal Battens				Mean Ultimate Pull Out Force KN – Steel Purlins		
Product	0.55mm BMT G550	0.75mm BMT G550	1.0mm BMT G550	Product	1.2mm BMT G450	1.5mm BMT G450
M6.2-14	1.1	1.9	2.7	M6.2-14	3.6	4.5

## Axial Withdrawal Forces for Timber

Mean Ultimate Pull Out in F5/JD4 Timber (Radiata Pine) Embedment Depth				Mean Ultimate Pull Out in F17/J3 Timber (Hardwood) Embedment Depth			
Product	25mm	30mm	35mm	Product	25mm	30mm	35mm
M6.2-14	3.1	4.7	6.2	M6.2-14	3.8	4.7	6.2

**X Incorrect Installation –** Over driving causes the seal to deform, allowing water to penetrate.



## OUTDOOR CLASS 4

A durable multi-layered metallic coating for moderate & severe corrosive environments in accordance with AS 3566-2002 & ISO 9223 Category 4.

Suitable for **OUTDOOR** applications.